

●●

USYFITVUE GP1

NEW!!

New RED color frame now available!



● Type T (without eyeglass lenses)



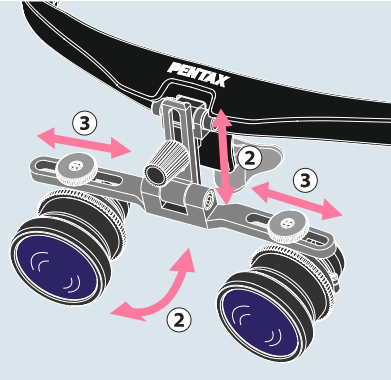
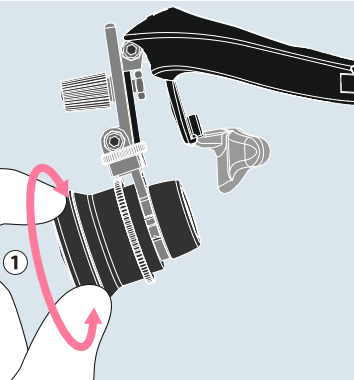
Interchangeable Nose-Pad (Type T only)
With or without combination use of personal eyeglasses



● Type L (with eyeglass lenses)

- Adjustable focus
- Flexible loupe configuration
- Lighter weight (even more lighter compared with previous models)

Adjustable Functions



- (1) Adjustable Focus

Focus adjustment can be made for each operative field.
- (2) Configuration (height and angle)

Loupe position is adjustable according to user's preference.
- (3) Pupil Distance (PD)

PD is manually adjustable for optimal fitting.

Specifications

	Type T (without eyeglass lenses)				Type L (with eyeglass lenses)			
Magnification	2.5x		3.0x		2.5x		3.0x	
Working Distance (WD)	35cm	40cm	45cm	50cm	35cm	40cm	45cm	50cm
Weight*	67g		74g		78g		85g	
Eyeglass Lenses	—				Super high refractive index 1.67 (aspheric design)			
Frame	Nylon							
Frame Color	R: Red K: Black B: Blue S: Silver							

Trade name: PENTAX USYFITVUE GP1

* May vary with the strength of the lenses. (Strap weight not included.)



CONFIDENT DENTAL EQUIPMENTS PVT. LTD.

Plot No. 17-H, Sector I, Phase II,
KIADB Industrial Area, Bidadi – 562109,
Bangalore (INDIA) GSTIN : 29AAACC9198C1ZF
Mob.: +91 9900071530, 9900071526, 9606048880
Ph: 080- 28023000
E-mail: info@confidental.org
Web: www.confidental.org



confidentonline.com
Toll Free : 1800 425 3366

PENTAX



JAPAN



PRISMVUE

Binocular Surgical Loupes

- High-end, High brightness Model S series
- High-end, Ultra-light weight Model C series
- High-end, Light weight Model N series

USYFITVUE



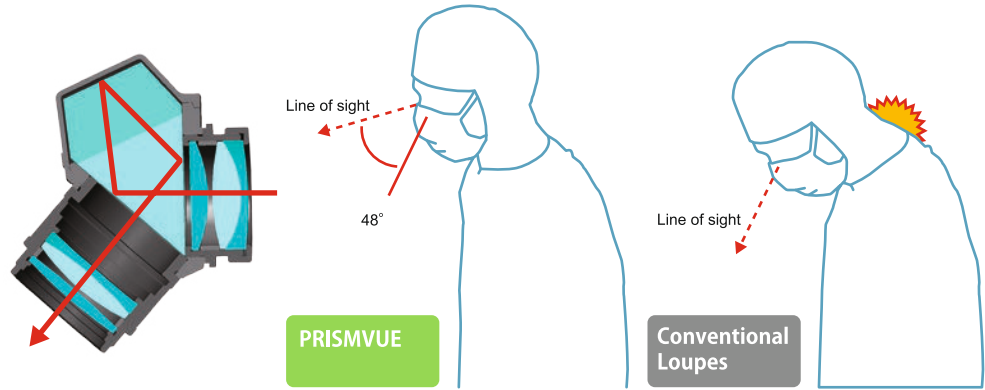
Binocular Surgical Loupes
General Catalog

Features of the Deflection model

1 Our unique optical design

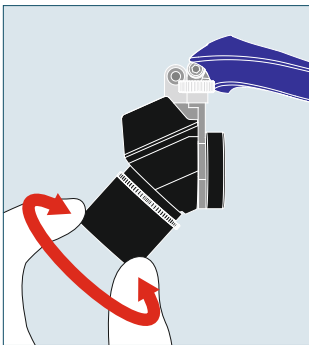
Uniquely designed PENTAX deflection prisms*1 allows viewing below the level of direct site, enhances vision and makes it easier to identify small structures in best working posture.

*1. High end deflection prisms (48 degrees)



2 Adjustable Focus

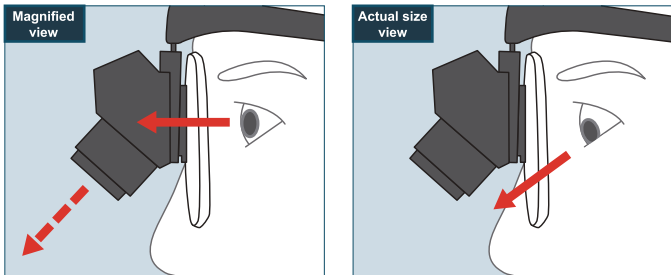
Focus adjustment can be made for each operative field.



3 Smooth switch of views between magnified and actual size views

User can switch between magnified and actual-size*2 views without moving the head and only from the movement of the eyes. This allows stabilization of the magnified viewing position.

*2. Aspheric eyeglass lenses with super high refractive index used.



TTL Loupes KP303



Photo: S series 3.0x

Full custom-made

- Custom-made to fit each individual perfectly. No need for adjustments.
- Optical glasses offer comfortable and secure fit.

Specifications

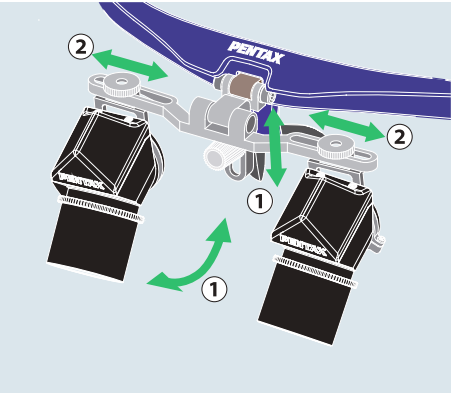
	High end High brightness model S series			High end Ultra-light weight C series			High end Light weight model N series
Magnification	2.0x	2.5x	3.0x	3.0x	3.5x	4.0x	5.0x
Lens Configuration	Objective: 3 Ocular: 3 Total: 6			Objective: 2 Ocular: 3 Total: 5			Objective: 2 Ocular: 3 Total: 5
Exit Pupil Diameter	6.4mm			4.9mm	4.6mm	4.3mm	4.2mm
Weight*	94g	96g	105g	80g	82g	86g	104g
Working Distance (WD)	Custom Made (35cm - 70cm)						
Eyeglass Lenses	Super high refractive index 1.67 (aspheric design)						
Frame	Titanium						
Frame Color	Silver						

Trade name: PENTAX TTL Loupes KP303

* May vary depending on eyeglass prescription (Strap weight not included).

PRISMVUE NF2

New features of NF2



- Deflection model
- Ultra-light weight
- Adjustable focus
- Bright and wide field of view

- (1) Configuration (height and angle)
Loupe positioning is adjustable according to user's preference.
- (2) Pupil Distance (PD)
PD is manually adjustable for optimal fitting.

- Unique ultra-light weight model, C series available! **NEW!!**
New RED color frame now available!



Photo: Type T (without eyeglass lenses) C series 3.0x

Objective lens	[Weight comparison]*
S series	105g
NEW!! C series	80g
Significantly lighter by 25g!	
* Without combination use of optical glasses 3.0x	

C series

- Type L (with eyeglass lenses)



Photo: S series 2.5x

- Nose Pads



for Type T

for Type T and L

Frame Color



Specifications

	Without Eyeglass Lenses (Type T)						With Eyeglass Lenses (Type L)					
	S series		C series		N series		S series		C series		N series	
	High-end, high brightness model		High-end, Ultra-light weight model		High end, Light weight model		High-end, high brightness model		High-end, Ultra-light weight model		High end, Light weight model	
Magnification	2.0x	2.5x	3.0x	3.5x	4.0x	5.0x	2.0x	2.5x	3.0x	3.5x	4.0x	5.0x
Lens Configuration	Objective: 3 Ocular: 3 Total: 6		Objective: 2 Ocular: 3 Total: 5		Objective: 2 Ocular: 3 Total: 5		Objective: 3 Ocular: 3 Total: 6		Objective: 2 Ocular: 3 Total: 5		Objective: 2 Ocular: 3 Total: 5	
Exit Pupil Diameter	6.4mm		4.9mm		4.2mm		6.4mm		4.9mm		4.2mm	
Weight*	94g	96g	105g	80g	82g	86g	105g	107g	116g	91g	93g	117g
Working Distance (WD)	Custom Made (35cm - 70cm)											
Eyeglass Lenses	Super high refractive index 1.67 (aspheric design)											
Frame	Nylon											
Frame Color	R: Red K: Black B: Blue S: Silver											

Trade name: PENTAX PRISMVUE NF2

*May vary depending on eyeglasses prescription (Strap weight not included).